

Zehnder Kazeane

Electric operation

Product data sheet

always the best climate



Like a steel band that wraps around the bathroom radiator, Zehnder Kazeane impresses with its modern design and practicality. Its oblique rungs are inspired by architectural structures with multiple levels. Large spaces provide the whole family with plenty of room to hang several towels. This linking of form and function transforms Zehnder Kazeane into a radiator that invites comfort and class into the bathroom. Available in any colour and finish from the Zehnder colour chart.

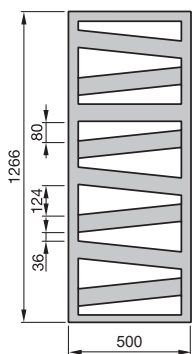
Advantages

- Modern design with diagonal flat tubes
- Perfect for drying several towels – ideal for families
- Ample spaces between tubes make cleaning easy

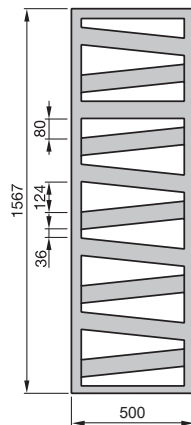
Special benefits for electric operation

- Electric operation provides warm towels and comfortable rooms all year round
- User-friendly remote control allows simple operation
- Flexible control with Bluetooth and Zehnder Connect Android™ or iOS app
- Customisable daily and weekly programmes for convenient, on-demand operation
- Energy-efficient and comfortable heating with innovative “open window detection”
- High energy efficiency due to compliance with the European Ecodesign Directive reduces energy costs
- Low energy consumption of only 0.5 W or less in stand-by mode for increased energy efficiency
- Maximum surface temperature of 65 °C ensures increased safety (chrome-plated version)
- Heat is readily available due to pre-defined timer function
- Easy handling due to control knob for setting the radiator temperature and for operation using its timer function
- Remote control for regulating room temperature as required with four adjustable temperatures
- Increased safety with keylock
- Flexible control options: remote control for wall mounting, base mount or radiator holder
- Timer function for on-demand operation

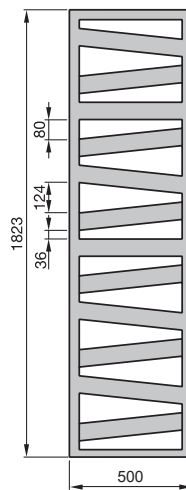
Model overview



Front view
RB(C)-130-500



Front view
RB(C)-160-500



Front view
RB(C)-180-500

Chrome-plated version

Model	H	L	T	Power electric heating element
	mm	mm	mm	Watts
RBC-160-050/GF	1567	500	30	300
RBC-180-050/GF	1823	500	30	500

H = height, L = length, T = depth

HT = Total height incl. electric heating element

Painted version

Model	H	L	T	Power electric heating element
	mm	mm	mm	Watts
RB-130-050/GF	1266	500	30	500
RB-160-050/GF	1567	500	30	600

H = height, L = length, T = depth

HT = Total height incl. electric heating element

Product types and connection options

